


emily_huai@hanbell.cn

IR@hanbell.cn

021-51365368

		2
		3
		6
		7
	" "	8
102	10	8
		10
	" "	11
		12
		14
60		18
		21

	24
“ ” “ ”	27
	30
:	31
	33
	34
	34
	34
	35
,	36
	37
	37



2



“ ”

30%

2005 2006

2009 1

9 2

" "

8 9

— 7

" " "

8 9 "

7

"

"

1-7 7.7

" " "

"

7

" "

7

7

7

1 8

7

8 9

3 6

() 5000 "

3 6

"

7.37

1.7

7

7



A

" "

"

"

"

"

"

"

A

A

"

2600—2700

"

(5, 0, 20, 4, 17%)

" " A

2007 6

()

A

"

"

A

"

"

"

"

4 29

5 11

"

"

A

8

“ ”

<http://finance.sina.com.cn/stock/y/20090910/02096729096.shtm>



9

2007 2008

“

”

600970

“

”

6.83

40%

600428

"

()

(<http://stock.hexun.com/2009-10-16/121362479.html>)



" "

" "

16.4%

3.8%

12.3%

3.8

6.2

2.9

"

"

()

(http://paper.cnstock.com/html/2009-10/19/content_71541346.htm)



				10 18		220
7 9		49	14	39		
102	7 9		46.36%			59
33	12	13			117	7 9
	53.18%			1		
				13	7 9	
		W/nd				2009
		74%			87.56%	
	214.52%					164.62%
10 14						
						11
7 9					10 8	
	9					
		7 9			7-9	14800
	11740%			7 9	2276% 5738%	
	A		A			8
	3				14	
100%						
		6			3000	7 9
				7 9	200% 250%	
10		39.91% 7 9		2276% 5738%		10
	23.4%	26	10		A	
					10 7 9	
102						

http://zqrb.ccstock.cc/html/2009-10/19/content_183904.htm



3G 961

9 5 4

4 5

11.2% 7 8 9

15.9% 16.1 16.8% 1—8 8.06%

1—2 24.32% 1—5 6.31%

3G

3G 8

147.4% 16.2%

28.1%

3G WAP 2852.7

2008 77% WWW 4539 2008 2.1

3G 172 3G 961

TD 200
342 CDMA EVDO 285 WCDMA
10 1

(<http://www.p5w.net/today/200910/t2639432.htm>)



2009 10 30
28
, 28

8 " "
500

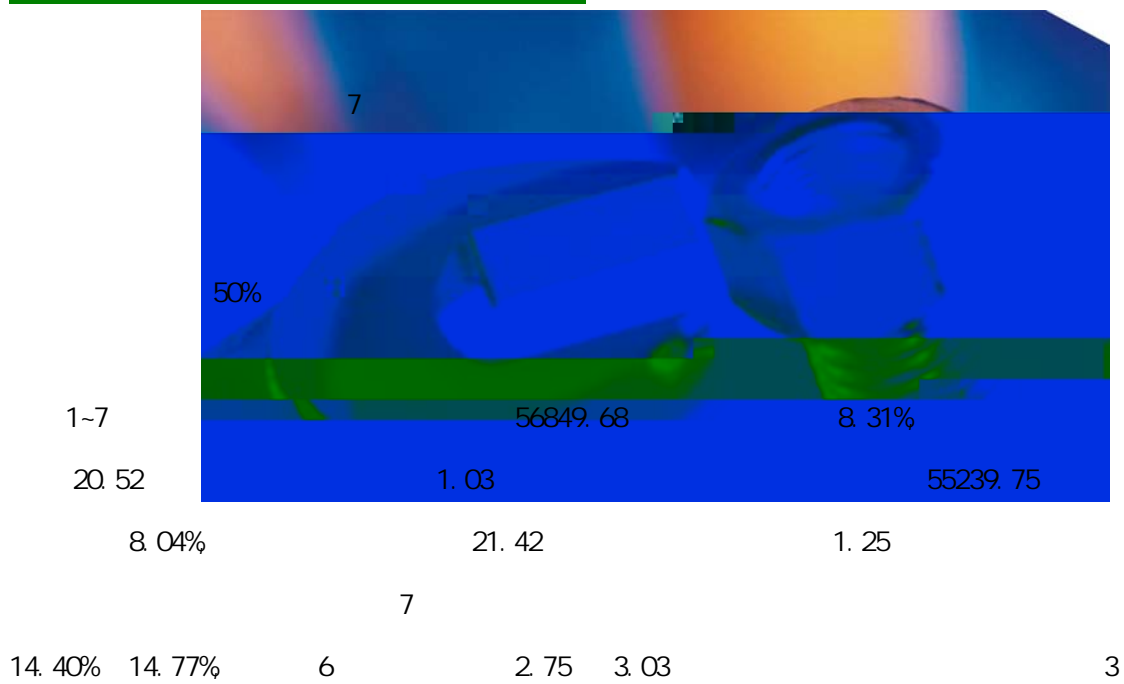

9 24 30 28

" "

10 30 12 "
" 28 29

()

(http://paper.cnstock.com/html/2009-10/30/content_71618395.htm)



2 16

3 1

10399.74

1-7

10.85%

2 54

0.42

13

5

8.79

4.77

8

1-7

5825.27

23.54%

22.70%

46.24

0.08

1-7

13

35%

10%

118

56

47.46%

41

34.75%

62

3

52.54%

1-7

23%

7

18.62%

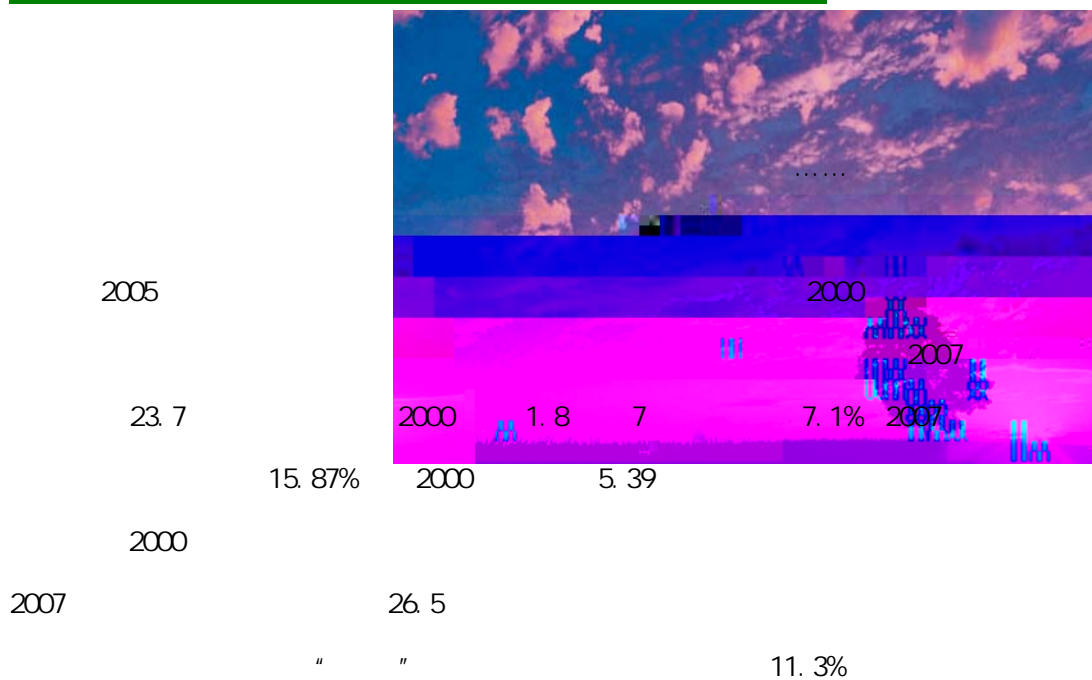
0.42

13.63%


3.66

1-7

		731.35	20.74%	4.3
	5	100		
	1.0		42.11%	1.0-1.6
	39.67%		9.53%	
2.95		7	45.11%	
			30%	
				18%
			1-7	10
9			19.63%	
8.91				
			32%	
	20.56%			
14.19%	20.57%		5	



	2003	2004	
16.1%	1.5	1.59	15.3%



" "

2008

372

50%

2020

2100

556

190

2007

.

" "

" "

300

300

300

" "

L

300

5

4

1970

BTD

(1)



1984

3

5L-40/8

40

10



0.9 2.0

"

"

10 50m/s

0.005mm

Ra0.1 0.2 μ m

6000r/min

NU

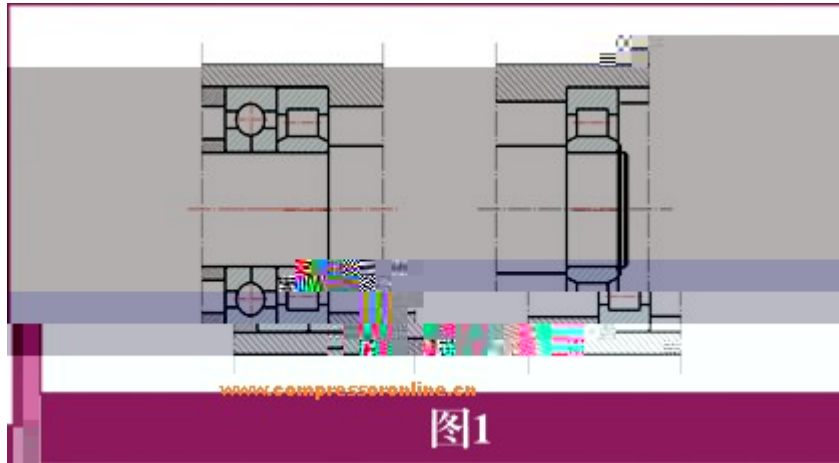
1

NU

NU

NU


1



2

NU

2

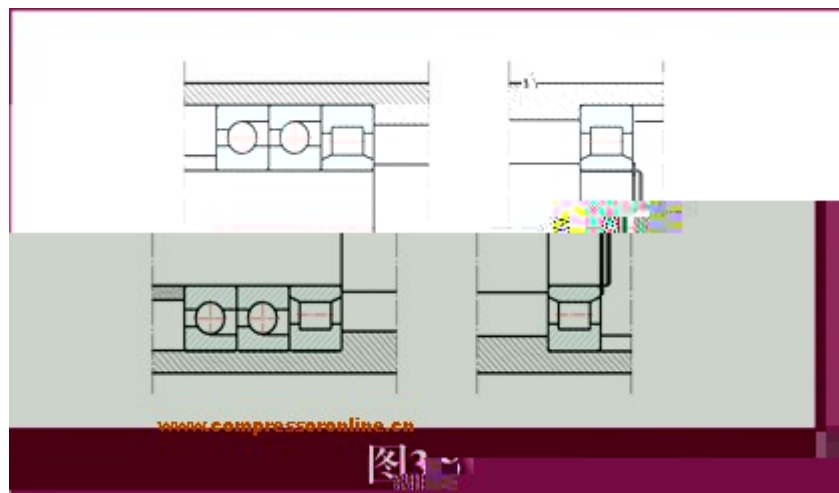


3

NU

NU

3



()



2004

50

" 30

" "

" "

" "

"

"

"

19

9

800

MM

" . - "

" " " " " "

"

"

"

"

"

1995

"

"

"

"

3

20

"

"

"

"

2000

350

2000

"

"

"

"

"

"

"

....."

"

"

4

"

"

" "

" " ?

" "

" "

" "

" " " "

1992

— " "

120

— 180

EPS 0.56 0.75 0.92 27%

EPS

2010 25 PE

18.75

" "

<http://stock.cfi.net.cn/p20090921000865.html>



9 25

70

" 2009

"

"

"



2009 1-6	1.66	20.35%	2 137
38.4%	1 955	27.3%	0.12
2009 4-6	1.01	54.8%	1 852
550%	1 640	421%	2009
		30%	3 343 -4
776			
09 10 EPS	0.32	0.40	36 29
" "			

<http://stock.sohu.com/20090902/n266399364.shtml>



2009		
5% 15%		30% 2008
4776	0.30	

10%

3300

58%

2009

1954

%(2

2 " 2 ¶

® 2 2

r

3298.68

25%

2008 12



	2009	, 2009		2 98	,
10%	5253	,	10%	0.33	,
				0.03	;
			1.32	,	
			7.03%	3299	,
					58%
:		,			,
		,			,

<http://www.1kongyaji.com/news/html/20091027/n53717.html>